










# GAUGES AND ACCESSORIES

## AUTO-LOCK COUPLINGS

PART	DESCRIPTION	PRICE
MC14018	1/4" Tube X 1/8" MPT	1.35
 MC14014	1/4" 1/4"	1.55
MC14038	1/4" 3/8"	2.25
MC38018	3/8" 1/8"	3.08
MC38014	3/8" 1/4"	2.31
MC38038	3/8" 3/8"	2.66
MC38012	3/8" 1/2"	4.13
MC51614	5/16" 1/4"	4.25
 UC140	1/4" Tube Union	2.10
UC380	3/8"	2.83
 RUC38014	3/8" 1/4"	3.97
ULC140	1/4" Tube Elbow Union	2.39
ULC380	3/8"	3.58
 ME14018	1/4" Tube x 1/8" MPT Elbow	2.10
ME14014	1/4" 1/4"	2.45
ME38014	3/8" 1/4"	3.58
 ME38038	3/8" 3/8"	3.92
UTC140	1/4" Tube Tee	3.05
UTC380	3/8"	3.76
 UYC140	1/4" Tube Y- Connector	3.41
UYC516	5/16"	3.43
UYC380	3/8"	3.82
 UYC38516	3/8" x 5/16" x 5/16"	3.64
FC14014	1/4" Tube x 1/4" FPT	3.29
FC38014	3/8" 1/4"	3.78
FC38038	3/8" 3/8"	3.99
 MT14014	1/4" Tube x 1/4" Stem	.73
MT14018	1/4" 1/8"	.73
MT38038	3/8" 3/8"	1.20
 MT51638	5/16" 3/8"	1.23
BUC14014	1/4" Tube Bulkhead Union	4.01
BUC38038	3/8" Tube Bulkhead Union	5.23

## LOW DENSITY POLY TUBING

LLT14	1/4" PSI 250#	.24
LLT38	3/8" PSI 170#	.40
LLT12	1/2" PSI 170#	.53

## POLY TUBING

GT18	1/8"	.25
GT14	1/4"	.28
GT38	3/8"	.48
BT14OD	3/16" X 1/4" OD	.39
BT38OD	1/4" X 3/8" OD	.59










Black Gauge Tubing



Grey Tubing



## STANDARD GAUGE

PART	PSI	PRICE
 2" Dry Gauge w/1/4 MPT bottom stem	SG602 0-60	6.79
	SG1002 0-100	6.79
	SG60 0-60	6.99
	SG100 0-100	6.99
 2 1/2" Dry Gauge w/1/4 MPT bottom stem	SG160 0-160	6.99
	SG200 0-200	6.99
	SG3000 0-3000	7.40
	SG5000 0-5000	7.40
 4" Dry Gauge w/1/4 MPT bottom stem	SG604 0-60	18.85
	SG1004 0-100	18.85
	SG2004 0-200	18.85
	GG60 0-60	17.49
 2 1/2" Liquid-Filled w/1/4" MPT bottom stem	GG100 0-100	17.49
	GG200 0-200	17.49
	GG2000 0-2000	19.32
	GG5000 0-5000	19.32
 4" Liquid-Filled w/1/4" MPT bottom stem	GG604 0-60	36.40
	GG1004 0-100	36.40
 2 1/2" Ammonia w/1/4" MPT bottom stem All Stainless Steel	ASG60 0-60	15.32
	ASG160 0-160	15.32
	ASG604 0-60	31.06
	ASG1604 0-160	31.06
 2 1/2" Liquid-Filled w/1/4" MPT bottom stem All Stainless Steel	GG100SS 0-100	36.40
	GG160SS 0-160	36.40
	GG200SS 0-200	36.40
	GG100C 0-100	18.78
 2 1/2" Liquid-Filled w/1/4" MPT center back stem CC is w/bracket	GG100CC 0-100	22.05
	GG1004CC 4"	38.45
	GG2004CC 4"	38.45
 2 1/2" Dry Gauge w/1/4 MPT center back stem	SG1001.58C 1.5 x 1/8	6.90
	SG1002C18 2" x 1/8	7.85
	SG100C 0-100	8.85
<b>Chemical Isolator Kit</b>	22470-1/4 1/4"	49.30
Keeps chemicals from entering & contaminating area Max PSI 150	22470-1/8 1/8"	49.30
	TR2391 1/4"	33.90
	TR2350 1/8"	33.90